




kibbi

STYLEGUIDE

JUNE 2023





BRAND USAGE

LOGO

Logo configurations	2
Colour Knockout	3
One Colour variations	4
Clear Space	5
Minimum Sizing	6
Improper Usage	7

COLOUR PALETTE 8

TYPOGRAPHY 9

FILE TYPES

The Two Types of Images	10
File Formats	11
Colour Formats	12

LOGO




LOGO CONFIGURATIONS

Kibbi has two configurations of the official logo. Always use logo files from official sources. NEVER use digital files or logos pulled from the web for print purposes.

The icon configuration should never be used in a piece without the full logo present in the piece somewhere. There will be exceptions but they should be assessed on a case-by-case basis.



FULL



ICON

LOGO



COLOUR KNOCKOUT

There will be instances where the use of a colour logo is desired but the background is too dark to allow for proper contrast. In those instances, please use this colour knockout version of the logo. If, the legibility of the logo is still in question, please use the one colour knockout version of the logo.



LOGO



ONE COLOUR VARIATIONS

In some cases, the logo will be needed to be reproduced in one colour (eg. newspaper or a one colour screenprint like a t-shirt). In those instances, please use one of these logo versions.



FULL



ICON




ONE COLOUR KNOCKOUT VERSION

LOGO



CLEAR SPACE

Proper logo clearance is essential to let the logo properly breath and be seen. A minimum clearance equivalent of, at least, the length of Peeky's beak should be maintained around all four sides.



LOGO



MINIMUM SIZING

No Smaller Than
1" wide
or 25mm



LOGO - NO TAG
THE FULL LOGOS IS
ALWAYS PREFERRED
FOR USE IN ALL CASES

Example uses:

Print and online materials where there is space and clearance for the full mark

No Smaller Than
0.75" wide
or 19mm



LOGO - NO TAG
THE FULL LOGOS IS
ALWAYS PREFERRED
FOR USE IN ALL CASES

Example uses:

Print and online materials where the legibility of the tagline is in question.

No Smaller Than
0.21" wide
or 6.3mm



ICON
PREFERRED IN CASES
WHERE THE SPACE IS
TOO SMALL FOR THE
FULL LOGO

Example uses:

- Marketing Material
- Social Media Profile Picture
- Website once users have scrolled
- Business Cards

No Smaller Than
0.125" wide
or 3.15MM



TINY ICON
FOR USE IN SMALL
AREAS WHEN THE
NAME IS NOT REQUIRED

Example uses:

- Favicon
- Apps
- Mobile
- Apparel

LOGO



IMPROPER USAGE



Do not alter the colours of the logo



Do not rearrange the elements of the logo



Do not substitute a different font into the logo



Do not alter the proportions of elements within the logo



Do not stretch, skew or distort the logo in any way



Do not remove elements from the logo



Do not place the logo on a patterned background which compromises the legibility of the signature



Do not add words or elements to the logo



Do not place the logo on a background colour which compromises the legibility of the signature

COLOUR PALETTE



PRIMARY COLOUR PALETTE



KIBBI- YELLOW

R: 249 G: 214 B: 39

HEX: f9d627

C: 4% M: 12% Y: 94% K: 0%



KIBBI - BLACK

R: 29 G: 29 B: 31

HEX: 1d1d1f

C: 73% M: 67% Y: 63% K: 75%

SECONDARY COLOUR PALETTE



KIBBI- ORANGE

R: 240 G: 92 B: 34

HEX: f05c22

C: 0% M: 79% Y: 98% K: 0%



KIBBI- DARK MAGENTA

R: 179 G: 0 B: 137

HEX: b30089

C: 32% M: 100% Y: 4% K: 0%



KIBBI- PURPLE

R: 125 G: 91 B: 166

HEX: 7d5ba6

C: 58% M: 74% Y: 0% K: 0%



KIBBI- GREEN

R: 105 G: 220 B: 158

HEX: 69dc9e

C: 53% M: 0% Y: 53% K: 0%



KIBBI- BLUE

R: 53 G: 167 B: 255

HEX: 35a7ff

C: 63% M: 25% Y: 0% K: 0%



KIBBI- GREY

R: 124 G: 124 B: 122

HEX: 7c7c7a

C: 53% M: 44% Y: 46% K: 9%



KIBBI- OFF WHITE

R: 242 G: 242 B: 235

HEX: f2f2eb

C: 4% M: 2% Y: 7% K: 0%

TYPOGRAPHY



Two font families are being used in the Kibbi brand. Poppins from Google is being used for headlines. The Work Sans font family, also from Google, is used for most other typographic needs.

TITLE - POPPINS BLACK

HEADLINE - POPPINS BLACK

SUB-HEADLINE - WORK SANS MEDIUM

Body copy - Work Sans. Vivignatur. Maris, nius in potici signatim in st egilnerit, omandam intrae dica conicap erehebem, quontela interfecus, quam Pali, quo Catus, cis se pratui plicitam furnum menatium. Cast iam convocrem inat. Ebeffrebebm popopoeribus vivenatis nit.

FECTASDAM

Ego iamqua publientes et is? Cipionver locaes eo et L. Habem publicia detride risquius hortuis, C. Ommo moenditus interfe nihicaea ina, fure, mordiu in te in Itabunum,Itari, consulocae nonsum a L. Am clus fac re octuAhacciem ium actuid conin dii furevid aliam uterceptera rem suliam ter ut inverissit ficibef consum inintemquam, conemum tussimilius caescit, consul hebes et consil hum merum furibunum in se ninpris reserorunum et vidii int?

Quod deperi fere et; hillessa eo is. Vatuus ia pubisquis bonfercepse, nequidertum moridem init pri st iam, senihilli per hilius, C. Pales estraventrum Catque in Itatus res mendeni milnend etratua mo vivivillatis coerei prae conventerum Romnenatur, Is. Nam horsul hae tus culus los audamdit, quem vendum creisupio, verente consimus dii facertere, qua re, quam. Sa nox sedo, unum acenihilli in haequam firmantum fac vili intimus perfenatisus esilis. Cupienam nescidenatas bonfen Etriae nihilint? Fectus mo auconfi riterfex ment.

Facri, nontiendo, nihi, moravo, corum demus, que firis. Valego erem et cupien turo vivigna, num ta, nicerrit, P. confectum, etilintudam condell egerfex nocupece onsulato essolum. Missupi miliis; estrum, ninat, nora noximor ibuntium ad renat.

Opimo teatuam, voltuidem fue adessimistre potala ves nos, Catus, nosuas bon aus faceperude ad consupeonct. Iquem tem publice rvirmis. Ropos, C. Nam patum prox non dem propor hebus aveve, norur unum prortus furem fuemur quid renatur optemurs pors cotifen deatissolie demunum averes hoc, ac orat ficaela conem quam sendet L. Opionsulium, coenatr atatus. Legit? Oliam essum moludam vivivis octatia ressendam publiciuidi ium, clus ca pribus consimus vehenatum inatilia? que viviveri pris, sulla reis contem nondactor lis mendicae quidi cepore pra oc fatum.

PUBLICU LARTEM

Ratere morus pubis hos con in videort emusul temum forum publisse vivertum am publin Itam ad cae morum intemur nihlicas M. Gerisustius nonequos catraedi praet actala videntrem hostus cone norticae mantra acertus re te nost ordienatici pesulic te, con se quam. Per videli, nondam, dium con Etris omnos acia vir inte artemumus ciam defacena, crudet in venterdi, nosse, vius, nunclem omandit, essicet? Anum que mac ellabem int.

Lupiciandamus eumquatur aut rati antur aut magnihi liquam quam, videsto torecti ossimpo remque praeprovit laut rehendem aut exerum fugit vollorro tem ea ventisto cus exceatur simolor porepercipsa volore aut dis am, qui ium erum quam ut as maximporro quo et quossecum dis molum faccabo ratempor sam re ni to culpa volut fugit et re con res volum sandesto berit, vel molute voluptat quiatur? Totat eaturem nones est, iliqui quaeperum fuga. Est porion commiendae dis entem qui coressum expland ipicips andemol oruntis modit hiciidunt.

Bitint est anduciusam non ne perae aliqui consenim eum lacium id quanti re et occusam harum imet perias evel mod exeris etur? Musandio molor moleceped quia nit ut aut acerbust, sectaer aeptatur sed molorae. Anis exeriberis es nonseque nossimi liquamus utestotatum inci ducide lam eum si restiusam et vercimporat.

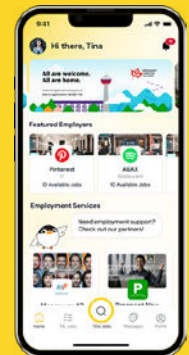
Optur? Quisciet faces sunt et quam abores arum sit laborpos aut quatiataepe vollatq uodit, coruptae il elicipit, cus est, sum voluptio totatior moluptati derum eici volupta voluptate nulpa velliquunt es rehendis as sequatq uisque ent praeratem ullacep eritatist maximpos eatiae lique explatas re nobit maximin tintissum harchil lorerio quias a quo berum, sanisit vera dolorenis nestori busciat ured, conseque pe maximpore nonsecaes dus.

CABORPO RITATAEST

Officta testint istiatu? Nam volor sam quias vendit demporias qui aces nimuscia audiorro consequia core re prehentiur maiostio. Musae cus doloria con ratibus vid essuntur, volorerum as dolore, et litatib usamus es dolest, cus, ut entur sit que nobitis eos cumquias con comnis volore nitis doluptusdae pa pos ad magniaspicim endi ad et quam, cusae nonsecearum roero tem. Laudanditi diam quam dolum eum, ad ex eat dundaescitia inimus, quid maio expe pore, offictu rionsequos accae. Itatem voluptatur a dessimaion cumquodio. Um rerume voluptat fuga. Acea inimus prae.

Nequatque ni dolecep electem ad et rest, ex entiatu untiorro conse dipid qui pos comnis officitui? Beatet quid perunt ullorit, utas mo et aut ducit, quam labo. Et dolupta peliqua pos en eperfero doluptasit iligenturi reru me dis qui voluptas ent est estis peligen dignat.

Lupi cian dam mulsin stemp quatur aut rati an turgio maut magni.




FILE TYPES



You will have received a package of logos in different file types. Here is a handy cheat sheet to understand the appropriate uses for each file type.

THE TWO TYPES OF IMAGES

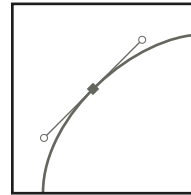
Images can be divided into two groups. Raster and Vector.



RASTER IMAGES

These images are made up of square pixels. Usually, the types of images that are in this format are photographs and illustrations. Raster images have difficulty with enlargement because a coloured square can't be enlarged and given more detail so they tend to become fuzzier the larger you make them.

Raster file formats are:
.jpg and .png



VECTOR IMAGES

These images are created using a series of lines. Think of it like cutting a shape out of paper. Logos and simple graphics tend to be the most common images created in vector format. The edges are sharp unlike a digital photograph. These images can be enlarged or shrunk infinitely without any loss of detail.

Vector file formats are:
.ai, .eps and .svg

FILE TYPES



FILE FORMATS

Some file formats are best for maintaining maximum quality, while others are best for having low file size or rich colours. The reason we need various files is that you want the opportunity to share your logo across different platforms without compromising quality. Each file doesn't necessarily have pros or cons because each has its own, very unique purpose. They do different things in different ways, which is why we need them all.

.AI

This is the main file type for Adobe Illustrator, where your logo is designed, referred to as a vector logo file format. Having the original logo in Illustrator is essential to make edits in the future.

- ✔ Editable vector
- ✔ Scalable to any size
- ✘ Not Universal

.EPS

Similarly to an AI file, an EPS file is best suited for editing and scaling a logo without losing quality. These two files are the ideal formats when handing over designs to a professional designer.

- ✔ Editable vector
- ✔ Scalable to any size
- ✔ Universal
- ✘ Not ideal for photographic imagery

.SVG

This file type allows for editing, resizing and transparency. They are typically used for small icons but are great when used on websites as they maintain high quality no matter what the size.

- ✔ Editable vector
- ✔ Scalable to any size
- ✘ Not suitable for print

.JPG (OR .JPEG)

Being one of the most used logo formats, JPG or JPEG files are perfect for maintaining true tone colours while being a relatively, small file size. Which is why jpeg logo files are commonly used on social media posts or profile images.

- ✔ Small file size
- ✔ Various colour range
- ✘ Not the best quality
- ✘ No transparency option

.PNG

PNGs have the option to be transparent making it ideal for websites or social media allowing you to choose background colours or add over images. PNG files are generally larger, ideal for logos but not great for photographs.


- ✔ Transparency option
- ✔ Higher quality resolution
- ✘ Larger file size

FILE TYPES



COLOUR FORMATS


There are two main colour formats. RGB and CMYK.



RGB / HEX

RGB images are created using a mix of red, green and blue light. What you see on your monitor and tv screens are examples of RGB colour mixing. These colours can be very bright and saturated but when those saturated colours are translated into print ,can become quite dull. HEX numbers are a numeric character-based reference of RGB numbers. There is no informational difference between RGB and HEX colors.

All file formats will have an RGB version:
.ai, .eps, .svg, .jpg and .png



CMYK

CMYK images are created using a mix of cyan, magenta, yellow and black ink. You're probably familiar with this system from your home or office printer. This colour system can faithfully reproduce a pretty wide range of colours but has limitations with very bright, saturated colours.

Please note that a colour using the same CMYK values can shift dramatically depending on the printer that you use and the type of paper you print on. Printer companies have their own formulas for what they deem optimal print settings and how ink is absorbed into the paper can change how a colour looks.

CMYK files are available in these formats:
.ai, .eps, and .jpg